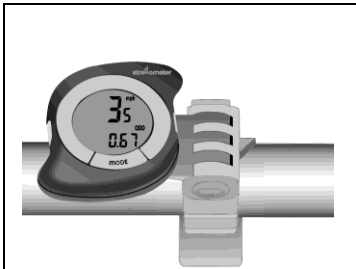


# The right fit.

## BOB Revolution

Console Placement



Strap console band onto the stroller handlebar.

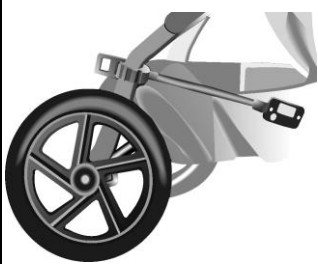
Magnet Placement



Place adhesive-backed magnet on slanted part of rim, on inside of right-rear wheel.

**1**

Sensor Placement



Straighten sensor flex bar and strap sensor around right rear stroller leg – just below basket screw.

**2**


Sensor Placement



Gently bend the middle of flex bar up to a backwards "L."

**3**


Sensor Placement



Continue to bend flex bar around so that the sensor is facing down and toward the wheel.

**4**

Sensor Placement



Lower strap on the stroller leg and position the sensor over magnet. Green light on sensor will blink.

**DO NOT BEND OR PULL ENDS OF FLEX BAR AND SENSOR HEAD**