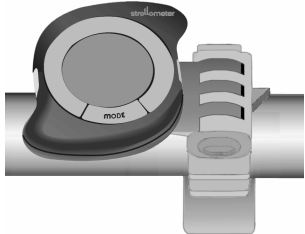




The right fit – Phil & Teds e3

The Strollometer[®] is wireless and straps on and off any stroller. Just follow these simple steps to install your Strollometer on the Phil & Teds.

Optimal Sensor/Magnet Placement - Inside Right Rear Wheel

1	Console Placement	2	Magnet Placement	3	Sensor Placement
	<p>Strap console band onto the stroller handlebar.</p>		<p>Place adhesive-backed magnet on the flat spoke of the rear wheel.</p>		<p>Strap sensor onto stroller leg and position it over magnet. Green light on sensor will blink.</p>